



BRAND GUIDELINES

TABLE OF CONTENTS

Brand Platform	3	Trademark Use	6
Brand Positioning	3	Carrier Sign-Off	7
The Power of the Brand	3	Tempstar® Brand Logo	8
Co-op Guidelines	4	Additional Logos, Registration Marks and Trademarks	11-14
Building Your Brand and Ours	4	Color Palette	15
Advertising	4	Branding with Images	16
Website, SEO Approvals	4	Branding with Voice	17
Pre-Built Advertising Campaigns	4	Typography (Print/Web)	18
Go Site Materials	5	Visual Direction	19
Custom TV and Radio Requirements	5	Thank You for Maintaining Our Brand	20
General Guidelines at a Glance	5		
Legal Considerations	5		



THE POWER OF THE BRAND

Whether you're a Tempstar® distributor, dealer or vendor producing creative materials, it's important to understand the Tempstar brand, its identity and image. This allows you to align your marketing communications and materials with the correct tone, message and appearance, reinforcing our reputation for quality products, enthusiastic and expert service. Please use these guidelines to maintain the integrity of the Tempstar brand, its logos and warranties. If you need clarification, contact your Tempstar representative.

BRAND PLATFORM

Before the final production of any material, ensure that it easily reflects the following high-level statements that guide the Tempstar brand strategy.

BRAND POSITIONING

Homeowners want high-quality heating and cooling products installed by knowledgeable dealers who are passionate about their work. By understanding what guides and defines the Tempstar brand identity, it's easier to produce creative materials that make a connection with our customers.

We represent the Tempstar brand to customers by focusing on images and text that suggest the following:

- High-quality product
- Enthusiastic, knowledgeable and hardworking dealers
- No hassle, reliability and peace of mind
- Families that are comfortable and happy



CO-OP GUIDELINES

Building Your Brand and Ours

Your business is important to Tempstar[®] Heating & Cooling Products. That's why we've developed an entire program of co-op tools and advertising materials for you to use in your local market. All are designed to maximize your marketing effectiveness by adding your name to the strength of the Tempstar brand name.

Our co-op and advertising guidelines will help you create appropriately branded materials for full co-op support and compliance.

Materials that do not follow these guidelines will not be eligible for co-op reimbursement, and dealers will be denied co-op payments.

For more co-op and advertising guidelines — as well as logos, product photography, pre-built templates for online banners, ads, flyers and much more — look under the Marketing Tab section at GoTempstar.com.

Advertising

When it comes to Tempstar products, no competing products may be promoted or listed with them. Ancillary products and/or services must clearly be separated from the area devoted to the Tempstar brand. Ads may not suggest "Authorized Dealer" or imply endorsement by the Tempstar brand. This not only applies to traditional print and TV advertising but also to digital banners, online advertising and your dealer website.

DO: Focus your ad exclusively on Tempstar products and create a distinct separation when also advertising other noncompetitive products or services.

Website, SEO Approvals

ICP brand should be clearly promoted on the home page. It may be stated that you service other brands but cannot use any competitive logos or photos anywhere on the site. Other non-competing brands may be advertised on separate tabs/pages of the websites without being pro-rated.

Pre-Built Ad Campaigns

Everything you need for an effective ad campaign can be found at GoTempstar.com under the Marketing Tab section. Under the "Advertise To Be Seen In Your Neighborhood" tab, you will find:

- Ready-to-use newspaper ads
- Radio scripts
- Fully produced TV spots
- Graphic elements
- Direct mail
- Billboards
- Door hangers
- Website headers
- "Dealer" Sales video
- "Relentless Testing" video
- "Elite Dealer" video
- Product and lifestyle photography

Just follow these guidelines, add in your own information and logos, and you'll be all set to advertise your business with the support and strength of the Tempstar brand behind you.

Go Site Materials

All of the pre-built advertising materials are pre-approved, so if you use these materials properly, you DO NOT need any additional authorizations.

Custom Dealer Materials

Custom creative and production — including design, photography, video, layout and other production — must follow all Tempstar co-op and advertising guidelines in order to receive co-op reimbursement. Written prior approval is always recommended for dealer/distributor produced or altered advertising and marketing materials to avoid co-op claim disputes and/or reimbursement ineligibility.

Custom TV and Radio Requirements

Custom TV and radio spots can still qualify for co-op reimbursement by following a few simple guidelines. For TV, the Tempstar[®] brand logo must be prominently visible at least once during the spot. The appearance of the logo on vehicles or signage does not qualify. There must also be an audible mention of the brand name during the spot. For radio, an audible mention of the Tempstar name should occur no less than twice in a 30-second spot and three times in a 60-second spot.

General Guidelines at a Glance

1. The Tempstar Brand logo should have a prominent display — at minimum, 50% size of dealer logo
2. The Tempstar logo should be clearly and prominently shown
3. The current logo should be used without alteration
4. Registration mark (®) or trademark (™) should be visible
5. No competing products may be promoted or listed with the Tempstar brand
6. Noncompetitive products and/or services must be clearly separated from the area devoted to the Tempstar brand
7. Ads cannot suggest “Authorized Dealer” or imply endorsement by Tempstar Heating & Cooling Products
8. For TV, the brand logo must be prominently shown, and the brand name must have audible mention during the spot
9. For radio, audible mention of the brand name at least twice in a 30-second spot and at least three times in a 60-second spot

Legal Considerations

Representation

All advertising materials must represent the dealer or distributor as a dealer or distributor of Tempstar products. It should never be thought by the viewer that the advertisement comes from the manufacturer or suggests any kind of special relationship between the dealer and manufacturer.

EXAMPLE: Phrases like “teaming up with the Tempstar brand” or “partnering to give a special deal” should never be used.

Warranties

- Simple references to warranty certificates must be included with warranty icon use.
 - **10-Year Parts Limited Warranty icon:** Timely registration required. See warranty certificate for details and restrictions.
 - **No Hassle Replacement™ Limited Warranty icon:** See warranty certificate for details.
- Explanations of warranty coverage must be included when warranties are mentioned anywhere in copy. These can be treated as asterisked (*) copy at the bottom of the printed piece.
- Use the appropriate footnote disclaimer copy beginning on page (12) of this guide.

Warranty Statements

In accordance with the Magnuson-Moss Warranty Act, any ad mentioning “warranty” must designate the warranty as “full” or “limited” and give its duration (e.g., 5 years). Also, the ad must disclose any major limitations the warranty has, such as “only on stainless steel heat exchangers” or “excluding parts.” **Tempstar Heating & Cooling Products offers only a Limited Warranty.** All ads promoting warranty must include the following copy: **See warranty certificate for details and restrictions.** Dealers are required by law to have specimen copies of warranties on hand. Do not make any product warranty representations other than those made by Tempstar Heating & Cooling Products. Tempstar Heating & Cooling Products supports only its own limited warranty.

Use of Extended Service Agreements (ESAs) in Advertising

Due to increasingly strict state regulations concerning extended service warranties, you must adhere to the following guidelines: Ads cannot offer a “Free” ESA or even an ESA for a nominal value, such as ten dollars. Some states forbid such programs for ESA contracts. Various state regulations require that a cost/value is associated with ESAs and require that the dealer retain files that report the price paid by the homeowner/equipment owner for the contract. These files are subject to audit at any time.

Miscellaneous Legal

Misleading copy, misrepresentations, comparative ads, illegal competitive practices or libelous references to competitors may not be included in any Tempstar[®] advertisement. Tempstar Heating & Cooling Products will not be held liable for such advertisements.

All applicable laws and regulations, including Federal Trade Commission regulations, local codes and regulations, and industry codes and standards must be followed in Tempstar branded dealer ads.

This information is intended only as a guideline and is not intended to specify all of the legal requirements of advertising, especially those that may vary from state to state. Please contact your legal counsel for complete information.

Financing

For more information about financing, please go to www.goTempstar.com/go/bbt/financing.asp.

TRADEMARK USE

A trademark is a brand, symbol, or word registered by a user and protected by law to prevent others in similar businesses from using it. The first time a registered trademark (®) is used on each page, follow it with the ® superscript. The first time an unregistered trademark (™) is used on each page, follow it with the ™ superscript. All trademark names have the first letter of each word capitalized. Trademarks are used only as adjectives to modify nouns and are not to be used in place of the appropriate noun. Trademarks are subject to change. Any questions regarding trademarks should be directed to the Tempstar Marketing Manager.

EXAMPLE: You can say, “We service all Tempstar[®] products.” In this case, “Tempstar[®]” modifies the noun “products.” You cannot say “We service Tempstar[®]” because no noun follows the Tempstar trade name.

CARRIER SIGN-OFF

Tempstar has its own distinctive brand personality, and all communication should work to build it. However, we do want to acknowledge Tempstar’s relationship with Carrier.

At the bottom of all communication — except on truck wraps and billboards — a copy line should appear stating: *A Proud Member of the Carrier Family* with no period at the end. Visually, this Carrier reference should be no more than 25% of the size of the Tempstar logo.

This Carrier reference is not meant to replace the brand tagline and should not be used as a lockup with the brand logo. In other words, it should not be placed directly below or attached to the logo. On materials that lack a Tempstar logo, omit this Carrier reference.

Additionally, if the Carrier name is used in body copy, the first instance should have a registration mark and the Tempstar brand name must be used in the same sentence with it.

For font and point size, see the typography section on page 18.

A Proud Member of the Carrier Family
©2021 Carrier. All Rights Reserved.

TAILOR YOUR COMFORT

SETTINGS PRECISELY TO YOUR FAMILY



From the factory to your home, our Ion™ System Controls are designed to provide complete command over your comfort preferences. These smart controls provide both touchscreen and remote management of temperature, humidity, energy usage and more.* Let our highly knowledgeable and trained technicians expertly install one in your home as part of a complete Ion system.

To learn more, contact us today.

TEMPSTAR[®]
Heating and Cooling Products

*When connected to your home's wireless network.

A Proud Member of the Carrier Family
©2021 Carrier. All Rights Reserved.

Dealer Customization Area

TEMPSTAR[®] BRAND LOGO

The Tempstar brand logo is the most important visual representation of our brand. Therefore, use of the logo is carefully governed.

PLEASE NOTE: The text " Heating & Cooling Products" is part of the logo and should always be included.



Minimum Height 1/4"



1/4" Clearance Area



Bluw: CMYK 89/43/0/0

Size/Location

- The Tempstar logo must be clearly and prominently shown, with treatment and visibility 50% to that of any dealer logo used.
- Logo must be used without change or alteration and must be used with the appropriate registration mark (®).
- The minimum height for the logo is 1/4".
- Do not place the logo in a shape, over a shape, add any wording on or over the logo or alter the logo in any way.

Clear Space

- Observe an equal clearance of 1/4" on all sides of logo.

Color

- The primary color for the logo is Blue PMS 285. When it is not possible to match PMS, CMYK or RGB colors, the entire logo can be represented in 100% black.
- The logo can be displayed in reverse color in cases where the background color of the creative material prevents a clear and prominent representation of the logo.
- Do not use screens to dilute the logo colors.

Printing

- When printing a color piece with the logo, specify both the printing PMS color and its CMYK equivalent for the printer.
- Use 100% black print for the logo and tagline when it is not possible to match the PMS colors or to print in process colors.

Vinyl/Signage Use

- It is important that you match the Tempstar blue* as closely as possible on vehicles, signs and other painted surfaces.

Please follow these guidelines unless otherwise specified and approved by International Comfort Products.




*See Color Palette on page 16 of this guide for CMYK and RGB values.



Tempstar Brand Tagline

The tagline for Tempstar is: *Enduring Performance*. Please observe the following when using the tagline in your materials.

- Use the tagline with the Tempstar logo and not as a standalone phrase.
- Do not change or alter the tagline in any way.
- The color for the tagline is black. When used in the black or reversed logo, the tagline should be black or reversed as well.



Improper Brand Logo Usage

- Do not place logo in a shape.
- Do not let logo touch, overlap or be used under any other word or design.
- Do not use logo adjacent to or near enough to another logo that they could be perceived as one design.
- Do not use without "®" or less than 1/4" in height.
- Do not reproduce the logo in unapproved colors.
- Do not reproduce the logo in a different font or change the capitalization of its letters.
- Do not add an unapproved tagline.

ADDITIONAL LOGOS, REGISTRATION MARKS AND TRADEMARKS

Overall Considerations

- Other logos in the Tempstar® family must be the same size as or smaller than the primary Tempstar brand logo when used together.
- Use other logos only when they add to or fulfill Tempstar’s brand messaging and are appropriate for the type of material.
- Do not place any logo in or over a shape, add any wording on or over any logo or alter any logo in any way.
- Registration marks or trademarks of secondary logos (or product series such as QuietComfort®) must be displayed in superscript when used in text for the first time on a page. Subsequent mentions on that same page do not have to display the registration mark or trademark. However, for any new page, the registration mark or trademark should be used again with the first reference.
- Print the logo in the colors specified in these guideline. When it is not possible to match PMS or CMYK colors, logos in the Tempstar family can be represented in 100% black.



TEMPSTAR®
Heating and Cooling Products



TEMPSTAR®
Heating and Cooling Products



TEMPSTAR®
Heating and Cooling Products

Dealer Recognition Logos

Elite Dealer

- The crest must be used with and appear to the left of the Tempstar brand logo.
- No registration mark or trademark should be included with the crest.
- The Elite Dealer logo needs to be the same size or smaller than the brand logo.
- Do not use the shield without the brand logo as an advertising piece.
- Primary color for this logo is PMS 285 Blue*.

PLEASE NOTE: Only certified active Tempstar Elite Dealers can use the Elite Dealer logo within their brand and marketing materials. For more information on this program, contact your ICP Distributor.

*See Color Palette on page 16 of this guide for CMYK and RGB values.



Warranty Logos

Do not make any warranty representations other than those approved by Tempstar[®] per legal rules and requirements.

No Hassle Replacement™ Limited Warranty

- Requires a trademark (™).
- The informational tagline MUST always appear under the main portion of the logo and read: See warranty certificate for details.
- When warranty is mentioned in copy, always use this footnote disclaimer: If compressor, coil or heat exchanger fails due to defect during the applicable No Hassle Replacement Limited Warranty time period, a one-time replacement with a comparable Tempstar[®] unit will be provided.
- EPS and JPG files of these logos can be found at GoTempstar.com. Warranty logos can be reproduced in CMYK, RGB, or 100% black.

See Color Palette on page 15 of this guide for CMYK and RGB values.



10-Year Parts Limited Warranty

- No registration mark or trademark.
- The informational tagline MUST always appear under the main portion of the logo and read: Timely registration required. See warranty certificate for details.
- When the 10-year parts warranty is mentioned in copy, always use its respective footnote disclaimer:
 - **10-Year Parts Limited Warranty (furnace):** *Timely registration required for 10-year parts limited warranty and lifetime limited heat exchanger warranty. Limited warranty period is 5 years for parts and 20 years for heat exchanger if not registered within 90 days of installation. Jurisdictions where warranty benefits cannot be conditioned on registration will receive the registered limited warranty periods. Please see warranty certificate for further details and restrictions.*
 - **10-Year Parts Limited Warranty (non-furnace):** *Timely registration required for 10-year parts limited warranty. Limited warranty period is 5 years if not registered within 90 days of installation. Jurisdictions where warranty benefits cannot be conditioned on registration will receive the registered limited warranty periods. Please see warranty certificate for further details and restrictions.*
- EPS and JPG files of this logo can be found at GoTempstar.com. Warranty logos can be reproduced in CMYK, RGB, or 100% black.



SmartSense™ Technology

SmartSense requires a trademark (™).

- Clearance area should be at least 1/4" from all sides of the logo.
- Logos should be no larger than 75% of the Tempstar® brand logo when used in combination with it.
- Colors for the SmartSense logo are: PMS 485 Red* for the word Smart, 50% Black for Sense, and 100% Black for Technology.
- Logos can be reproduced in black or white (reverse).
- Do not add drop shadows, apply a gradation, rearrange or drop the secondary word(s) –Technology – from the logo.



ion™ System Control

Logo must be used without change or alteration and must be used with the appropriate trademark (™).

- The minimum height for the logo is 1/4".
- Do not place the logo in a shape, over a shape, add any wording on or over the logo or alter the logo in any way.
- Clear Space: ¼" on all sides


*See Color Palette on page 16 of this guide for CMYK and RGB values.

COLOR PALETTE

Colors used in logos, images, design elements and photographs are used to create certain emotions, thoughts and feelings in the consumer that reflect back to the brand. To maintain consistent use of the colors across all materials, the Tempstar® brand has a preferred color palette for vendors to use.

















- **Primary** – Blue (PMS 285) is the primary color that defines the Tempstar brand. It appears in some form in every brand logo, typically in the most prominent design or text elements.
- **Secondary** – Dark Purple (PMS 2766) is used as a secondary color and in ways that accentuate the use of the red color.
- **Accent Colors** – Light Purple (PMS 666), Light Blue (PMS 290), Yellow Orange (PMS 130), and Green (PMS 583) can be used in creative materials for those elements that do not demand as much attention as other elements or messages, and can be used in elements like charts, tables, and diagrams.

	PRIMARY	SECONDARY
	Blue	Dark Purple
Pantone	PMS 285	PMS 2766
CMYK	89/43/0/0	100/94/0/47
RGB	0/125/195	17/23/94

100% (Solid)		
60% (Tint*)		
40% (Tint*)		
20% (Tint*)		

ACCENT

	Light Purple	Light Blue	Yellow Orange	Green
Pantone	PMS 666	PMS 290	PMS 130	PMS 583
CMYK	31/30/0/7	25/2/0/0	0/30/100/0	23/0/100/17
RGB	163/160/200	185/224/247	253/185/19	176/188/34

100% (Solid)				
60% (Tint*)				
40% (Tint*)				
20% (Tint*)				

* Tints should only be used in situations such as charts, tables and diagrams. Drawing from this limited palette will help present a strong and consistent brand appearance.



BRANDING WITH IMAGES

The imagery you use in your marketing materials is an opportunity to connect with your customers without saying a word. A picture is worth a thousand words, and nowhere is that more true than in marketing. The pictures you choose help set the tone of your message and can make the difference between whether customers connect with your message or ignore it.

Product + Customer Main Images

For covers and main images of marketing materials, please use approved photos of Tempstar[®] systems enveloping customers in total comfort. These attention-grabbing photos show units with exterior walls missing, revealing families relaxing in comfort inside. These images depict Tempstar units as literal doorways or windows that increase personal comfort and peace of mind.

Product

Tempstar appeals to the customer's desire to enjoy a comfortable home, so images that portray lifestyles should be used primarily. However, the material is specifically technical or product-focused in nature, it is appropriate to use product images.

Ancillary products by other manufacturers or products that are not HVAC-focused should be separated from information, images and graphics devoted to Tempstar.



BRANDING WITH VOICE

When crafting text, strive to achieve the following tone of voice in your creative materials:

- Conversational but straightforward; casual but knowledgeable
- Appreciation of consumers who seek enduring performance and knowledgeable, enthusiastic dealers
- High-quality products
- Dependability
- Simplified technical details, and mentioned only when necessary

TYPOGRAPHY (PRINT/WEB)

Part of creating a memorable brand image for Tempstar is the consistent use of typeface and font size.

- “Roboto” is the preferred Tempstar typeface. It is readily available in the industry and lends itself well to print and online applications.
- This typeface is available in a full family of weights (boldness) and sizes, including oblique/italic.

Please **ONLY** use the specific fonts detailed here.

Headlines

- Should be set in Roboto Black in a larger sized font than any subheads or body copy. It should also be set in all caps.
- Headlines should not overlap any photos
- The following color profiles should be used:

HEADLINE

CMYK	RGB	Hex
31/18/5/0	174/191/216	aebfd8

Subheads

- Should be set in Roboto Bold or Bold Italic in a smaller sized font than any headlines but larger than any body copy.

Body Copy

- Tempstar body copy, addresses, telephone numbers, and similar information use Roboto Light
- All body copy should be left-aligned.
- Set the type in 80% black

Calls to Action

- Set CTAs in Roboto Medium
- Set the type in 80% black

A Proud Member of the Carrier Family

- Set this copy in 8 pt. Flama Italic, Carrier’s typeface

Copyrights

- Set this copy in 6 pt. Roboto Light
- Use the © mark followed by the year and the words: Carrier. All Rights Reserved.
- Depending on the type of Tempstar material being created, the typeface used in mastheads and footers may be formatted differently.

	PRINT	WEB
HEADLINES	ABCDEFGF <i>Roboto Black</i>	ABCDEFGF <i>Roboto Black</i>
SUBHEAD #1	ABCDEFGF abcdefg <i>Roboto Bold</i>	ABCDEFGF abcdefg <i>Roboto Bold</i>
SUBHEAD #2	ABCDEFGF abcdefg <i>Roboto Bold Italic</i>	ABCDEFGF abcdefg <i>Roboto Bold Italic</i>
BODY COPY	ABCDEFGF abcdefg <i>Roboto Light</i>	ABCDEFGF abcdefg <i>Roboto Light</i>
CTA	ABCDEFGF abcdefg <i>Roboto Medium</i>	ABCDEFGF abcdefg <i>Roboto Medium</i>

A Proud Member of the Carrier Family
©2021 Carrier. All Rights Reserved.

VISUAL DIRECTION

Shapes and sizes vary between marketing items designed to promote the Tempstar® brand, its products and services. Therefore, the following templates are meant to give a general visual direction to ensure consistency between all promotional elements. Please follow as best as you can logo placement, color usage and text placement within all marketing items you help to create for the Tempstar brand, its distributors and/or dealers.

Product and Program Brochures



Electronic templates for these brochures can be found at GoTempstar.com under the Marketing Tab section.

Print Ads



Electronic templates for these ads at GoTempstar.com under the Marketing Tab section.

Direct Mail

 <p>SURROUND YOURSELF WITH ADVANCED, LONG-LASTING COMFORT</p> <p>TEMPSTAR[®] Heating and Cooling Products</p>	 <p>TAILOR YOUR COMFORT SETTINGS PRECISELY TO YOUR FAMILY</p> <p>TEMPSTAR[®] Heating and Cooling Products</p>	 <p>RELAX WITH OUR NO HASSLE REPLACEMENT LIMITED WARRANTY</p> <p>TEMPSTAR[®] Heating and Cooling Products</p>	 <p>AN ADVANCED LEVEL OF COMFORT AWAITS INSIDE</p> <p>TEMPSTAR[®] Heating and Cooling Products</p>
<p>From the factory to your home, our 50"™ Series air conditioners and heat pumps are built to go the distance. Using our SmartSense™ variable speed technology, they can deliver years of consistent performance and handling with exceptional efficiency. Our highly knowledgeable and trained technicians will make sure your system is expertly installed and can help you maximize its optimum performance.</p> <p>To learn more, contact us today.</p> <p>TEMPSTAR[®] Heating and Cooling Products</p> <p>A Proud Member of the Carrier Family</p> <p>Dealer Collaboration Area</p>	<p>From the factory to your home, our 50"™ System Controls are designed to provide complete control over your comfort preferences. These smart controls provide both touchscreen and remote management of temperature, humidity, energy usage and more. Let our highly knowledgeable and trained technicians expertly install one in your home as part of a complete air system.</p> <p>To learn more, contact us today.</p> <p>TEMPSTAR[®] Heating and Cooling Products</p> <p>A Proud Member of the Carrier Family</p> <p>Dealer Collaboration Area</p>	<p>From extensive testing at the factory to years of handling in your home, our 50"™ SmartSense™ air conditioners and heat pumps are built to last. Our 10-year No-Hassle Replacement™ Limited Warranty gives you peace of mind. If a major component fails, we'll replace the whole system. This is just one more reason you can trust our highly knowledgeable and trained technicians to make sure the job is done right.</p> <p>To learn more, contact us today.</p> <p>TEMPSTAR[®] Heating and Cooling Products</p> <p>A Proud Member of the Carrier Family</p> <p>Dealer Collaboration Area</p>	<p>From the factory to your home, our 50"™ SmartSense™ air conditioners and heat pumps are built to go the distance. Using our SmartSense™ variable speed technology, they can deliver years of consistent performance and handling with exceptional efficiency. Our highly knowledgeable and trained technicians will make sure your system is expertly installed and can help you maximize its optimum performance.</p> <p>To learn more, contact us today.</p> <p>TEMPSTAR[®] Heating and Cooling Products</p> <p>A Proud Member of the Carrier Family</p> <p>Dealer Collaboration Area</p>

Electronic templates for these direct mails at GoTempstar.com under the Marketing Tab section.

Door Hanger

 <p>TEMPSTAR[®] Heating and Cooling Products</p> <p>SURROUND YOURSELF WITH ADVANCED, LONG-LASTING COMFORT</p> <p>TEMPSTAR[®] Heating and Cooling Products</p> <p>A Proud Member of the Carrier Family</p> <p>Dealer Collaboration Area</p>	<p>From the factory to your home, our 50"™ Series air conditioners and heat pumps are built to go the distance. Using our SmartSense™ variable speed technology, they can deliver years of consistent performance and handling with exceptional efficiency. Our highly knowledgeable and trained technicians will make sure your system is expertly installed and can help you maximize its optimum performance.</p> <p>To learn more, contact us today.</p> <p>TEMPSTAR[®] Heating and Cooling Products</p> <p>A Proud Member of the Carrier Family</p> <p>Dealer Collaboration Area</p>	 <p>TEMPSTAR[®] Heating and Cooling Products</p> <p>TAILOR YOUR COMFORT SETTINGS PRECISELY TO YOUR FAMILY</p> <p>TEMPSTAR[®] Heating and Cooling Products</p> <p>A Proud Member of the Carrier Family</p> <p>Dealer Collaboration Area</p>	<p>From the factory to your home, our 50"™ System Controls are designed to provide complete control over your comfort preferences. These smart controls provide both touchscreen and remote management of temperature, humidity, energy usage and more. Let our highly knowledgeable and trained technicians expertly install one in your home as part of a complete air system.</p> <p>To learn more, contact us today.</p> <p>TEMPSTAR[®] Heating and Cooling Products</p> <p>A Proud Member of the Carrier Family</p> <p>Dealer Collaboration Area</p>	 <p>TEMPSTAR[®] Heating and Cooling Products</p> <p>RELAX WITH OUR NO HASSLE REPLACEMENT LIMITED WARRANTY</p> <p>TEMPSTAR[®] Heating and Cooling Products</p> <p>A Proud Member of the Carrier Family</p> <p>Dealer Collaboration Area</p>	<p>From extensive testing at the factory to years of handling in your home, our 50"™ SmartSense™ air conditioners and heat pumps are built to last. Our 10-year No-Hassle Replacement™ Limited Warranty gives you peace of mind. If a major component fails, we'll replace the whole system. This is just one more reason you can trust our highly knowledgeable and trained technicians to make sure the job is done right.</p> <p>To learn more, contact us today.</p> <p>TEMPSTAR[®] Heating and Cooling Products</p> <p>A Proud Member of the Carrier Family</p> <p>Dealer Collaboration Area</p>	 <p>TEMPSTAR[®] Heating and Cooling Products</p> <p>AN ADVANCED LEVEL OF COMFORT AWAITS INSIDE</p> <p>TEMPSTAR[®] Heating and Cooling Products</p> <p>A Proud Member of the Carrier Family</p> <p>Dealer Collaboration Area</p>	<p>From the factory to your home, our 50"™ SmartSense™ air conditioners and heat pumps are built to go the distance. Using our SmartSense™ variable speed technology, they can deliver years of consistent performance and handling with exceptional efficiency. Our highly knowledgeable and trained technicians will make sure your system is expertly installed and can help you maximize its optimum performance.</p> <p>To learn more, contact us today.</p> <p>TEMPSTAR[®] Heating and Cooling Products</p> <p>A Proud Member of the Carrier Family</p> <p>Dealer Collaboration Area</p>
--	---	--	---	--	---	---	--

Electronic templates for these door hangers at GoTempstar.com under the Marketing Tab section.

THANK YOU FOR MAINTAINING OUR BRAND

Ensuring the Tempstar® brand is consistently represented to consumers in our creative materials is a vital part of growing our identity and image in the marketplace. Thank you for the role you play in helping us maintain it.